

Visa is a leading international electronic payment system. It unites more than 21 thousand banks all over the world. Visa plays a mediating role between the banks, it is providing technical cooperation and organizes transactions between participating banks.



Official Visa website is www.visa.com.

Visa Inc is an American company that provides services in the areas of financial operations.

The main office is located in San Francisco, California.

Visa - is the most popular bank card worldwide. Visa cards can be used in more than 200 countries around the world. Visa occupies more than half of the payment cards in the world, and an annual turnover of 4.8 trillion U.S. dollars. Visa plays a key role in implementing new technologies and the development of safe and secure online payment methods around the world. Visa cards are serviced in 20 million establishments around the globe. The main competitors are Visa MasterCard and American Express.

Visa works with all major world currencies.

Visa card types:

- **Visa Electron** is the most common card. Provides a convenient way of cashing out and shopping in commercial networks.
- **Visa Classic** provides standard functions: trade payments, payments for services on the Internet, insurance funds in your account and others.
- **Visa Gold** provides a large credit limits than the previous card provides additional services: immediate card replacement in case of loss, reductions in tourism, exclusive shopping and others.
- **Visa Platinum** is a more prestigious card than the card is Gold. Provides additional services, discounts and privileges.
- **Visa Debit** is Card for everyday expenses. Different from other cards to withdraw funds from the deposit, by analogy with the removal of cash from the account or checkout.

There are many types of cards Visa, read more about them at the official Visa website.

Before executing the transfer of funds to your forexcent deposit, remember the following:

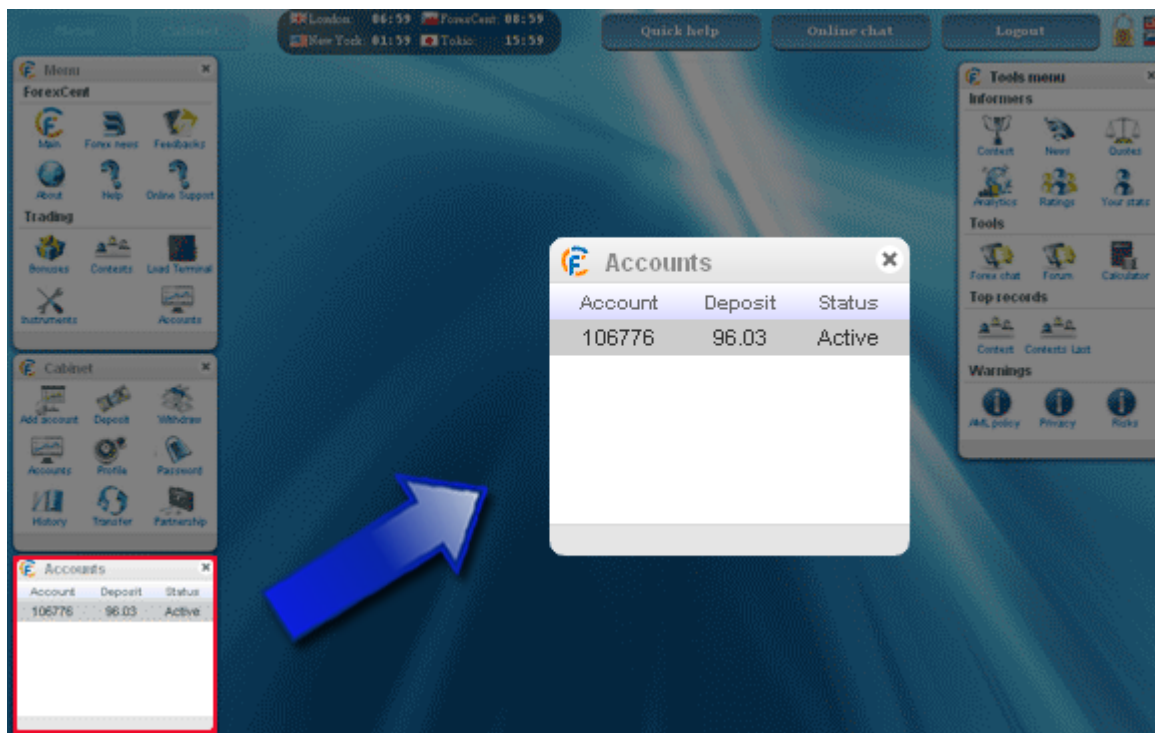
You can withdraw your money only in that the payment system and only the wallet from where the payment was made initially.

This restriction is set for greater safety and security of your funds. When you first funded your deposit of Visa wallet, then later you can withdraw money only for the same wallet. In the case of multiple payment systems, the output will be proportional to these payment systems.

To transfer funds to your trading deposit, make the following:

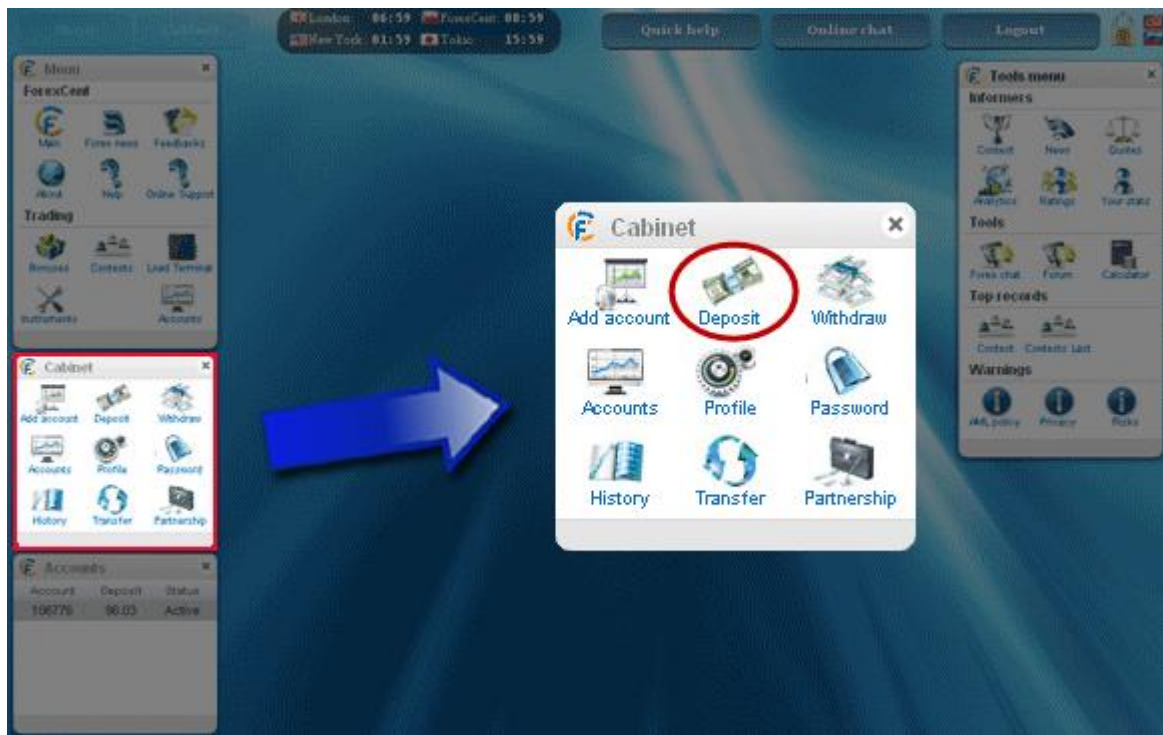
1. Sign in to your account on the site www.forexcent.com.

Pay attention to state of your deposit in the "Accounts".



In this case, you have on your deposit 96.03USD.

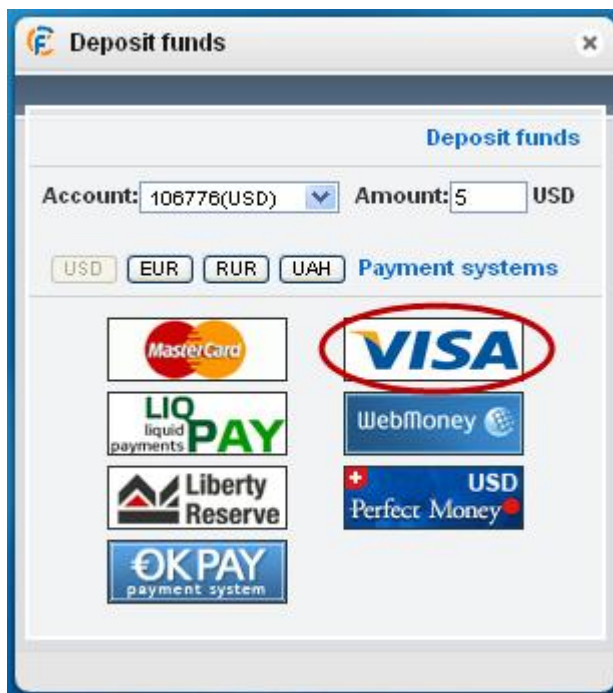
2. Click on the "Deposit" icon in the "Cabinet" on the forexcent.



3. Select all preferred parameters in the "Deposit".

Select the number of revolving accounts and the amount of replenishment. In this case, is \$ 5.

Click the logo of the Visa payment system.



4. After your clicking on the Visa logo, a page of this payment system will open. Follow the instructions.

In the browser window will appear the following information:

Here you specify where and how much should be transferred. Once you have reviewed the initial information about fees, click "Buy".

Receiving Payment

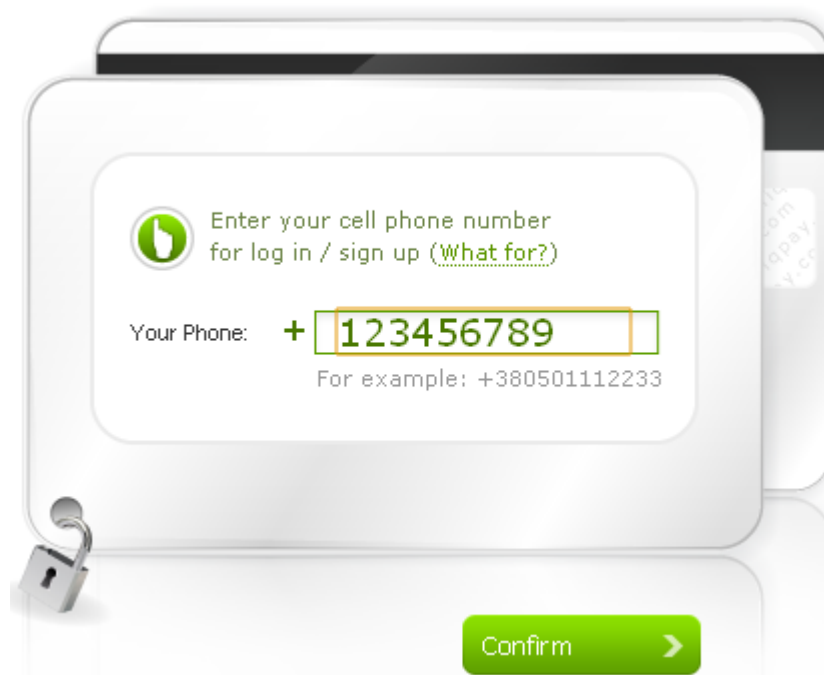
1 Product details 2 Payment Method 3 Confirmation of Payment

Shop:	ForexCent
Product:	Deposit Account 106776
Amount:	5.00 USD

Buy

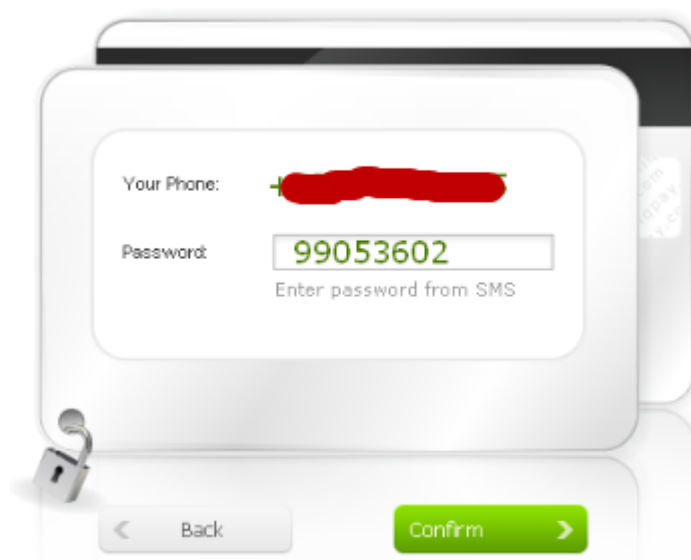


An identification window of LiqPay system will appear.



The image shows a LiqPay identification window. It has a white background with rounded corners and a subtle shadow. At the top left, there is a green circular icon with a white hand cursor. To its right, the text reads: "Enter your cell phone number for log in / sign up (What for?)". Below this, there is a label "Your Phone:" followed by a plus sign and a text input field containing the number "123456789". Underneath the input field, a smaller text line says "For example: +380501112233". At the bottom right of the window, there is a green button with the text "Confirm" and a right-pointing arrow. A small padlock icon is visible on the left side of the window, indicating a security or login process.

Type your telephone number and press "Confirm".

A mobile app login screen with a white background and rounded corners. At the top, there's a header area. Below it, a form contains two fields: 'Your Phone:' with a redacted number and 'Password:' with the value '99053602'. Below the password field is the text 'Enter password from SMS'. At the bottom, there are two buttons: a grey 'Back' button with a left arrow and a green 'Confirm' button with a right arrow. A small padlock icon is visible on the left side of the screen.

Your Phone: [REDACTED]

Password:

Enter password from SMS

< Back Confirm >

You will receive a password on your telephone. Enter it in the “Password” field and click "Confirm".

Shop: ForexCent

Product: Deposit Account 106776

Amount: 5.00 USD

card N°:

Expiration Date: /

CVV2 / CVC2:

Pay >

Fill all the fields and if you agree to make a payment press “Pay”.

Product: Deposit Account 106776

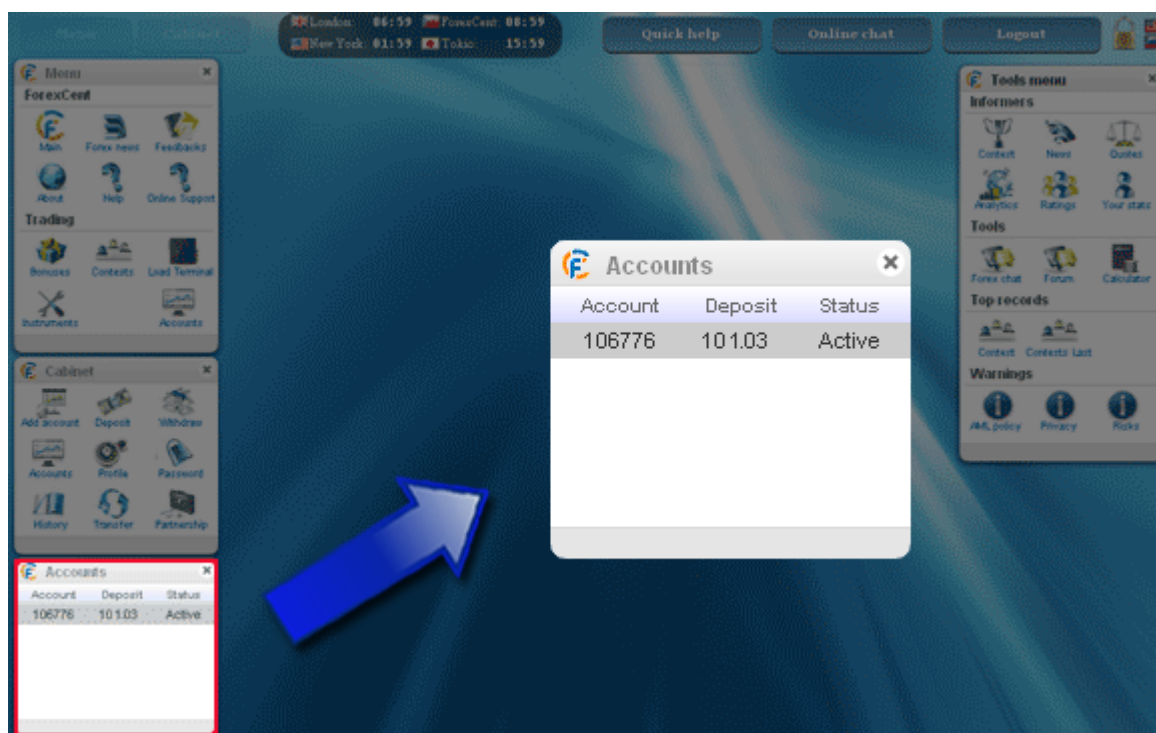
Amount: 5.00 USD

Payment Method: Card Visa/MasterCard [REDACTED]

< Back Pay >

The final confirmation. Read all the data and if you agree, press “Pay”.

After this payment will be made instantly and you will be automatically redirected to www.forexcent.com .



Please pay attention that deposit was increased by 5\$.